

Woodturning Shapes



BOTTLE

Tools Used 1 2 5

This is turned in two pieces. It is hollowed from the top with a "disguised" close fitting joint of the collar.



FLAT BOTTLE

Tools Used 1 3 4



VASE

Tools Used 1 2 3 5

A wide open top makes these forms easier to hollow out.



BOTTLE

Tools Used 1 2 4

This is turned in two pieces. It is hollowed from the top with a "disguised" close fitting joint of the collar




VASE

Tools Used 1 2 3 5




RIMMED BOWL

Tools Used 1



LIDDED CONTAINER

Tools Used 1 2 5



VASE

Tools Used 1 2 5




VASE

Tools Used 1 2 5



THIN WALLED BOWL

Tools Used 1



BOTTLE

Tools Used 1 2 5



VASE

Tools Used 1 2 3 5

Woodturning Shapes (Cont'd.)



VASE

Tools Used 1 2 3 5

A wide open top makes these forms easier to hollow out.



LIDDED CONTAINER

Tools Used 1 3 5

This form would follow the same steps as making a box – but larger.




THIN WALLED OPEN BOWL

Tools Used 1




JAR

Tools Used 1 2 5



BOTTLE

Tools Used 1 4 5



VASE

Tools Used 1 3 5



CLOSED FORM

Tools Used 1 2 5



FOOTED DISH

Tools Used 1



OPEN BOWL

Tools Used 1



HOLLOW FORM

Tools Used 1 2 5

This shape can be hollowed out with a normal scraper because of the wider opening.



LONG NECKED BOTTLE

Tools Used 1 2 4 5

Turned in 2 pieces with disguised join at the bottom of the neck.



SPHERICAL VASE

Tools Used 1 2 3 5